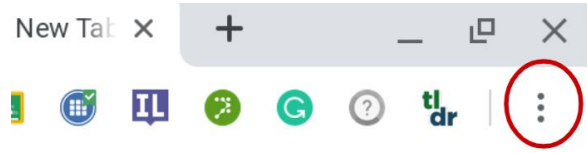

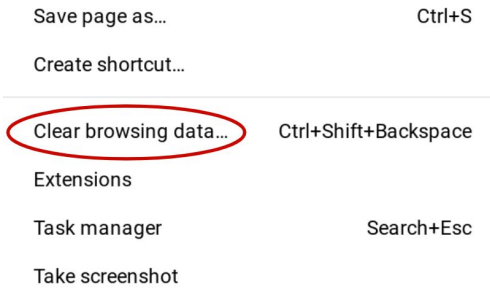


Three Things You Can Do to Help Your Student Chromebook

1. Power your Chromebook OFF and restart your device DAILY!
2. Clear cache and cookies WEEKLY!
3. Only have ONE window with only the tabs for your class - CLOSE all windows, especially YouTube!

How to Clear the Cache and Cookies on Your Chromebook

1. Go to the three dots of power!	
2. Open "More Tools"	
3. Click on "Clear browsing data"	

4. Choose “All time”, Cookies and Cached, and Clear data

Clear browsing data

Basic

Time range Last hour

- Last hour
- Last hour
- Last 24 hours
- Last 7 days
- Last 4 weeks
- All time

Browsing history

☒ Clears history from all signed-in devices. Your Google Account may have other forms of browsing history at myactivity.google.com.

Cookies and other site data

☒ Signs you out of most sites. You'll stay signed in to your Google Account so your synced data can be cleared.

Cached images and files

☒ Frees up 53.3 MB. Some sites may load more slowly on your next visit.

Cancel

Clear data

Support Video

[How to Clear Cache/Cookies Video](#)

